



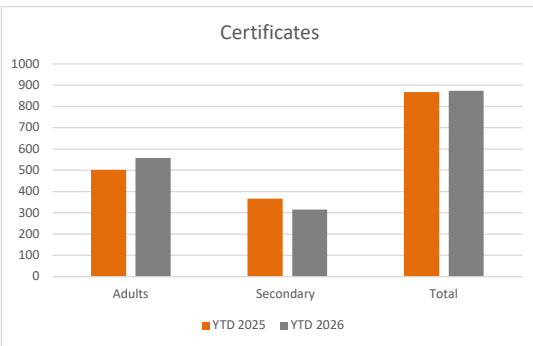
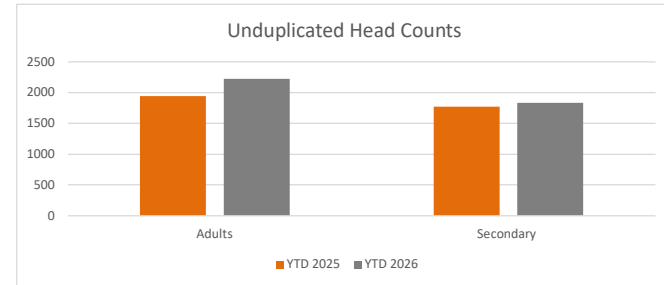
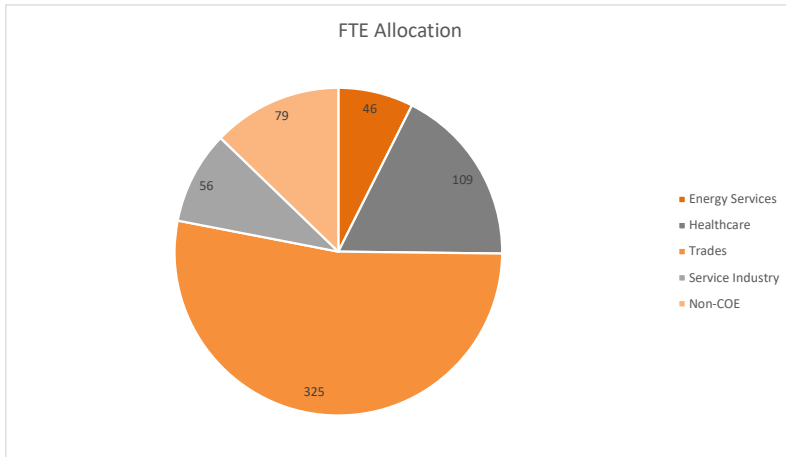
### DASHBOARD YTD 05/31/2026

#### CREDIT HOURS

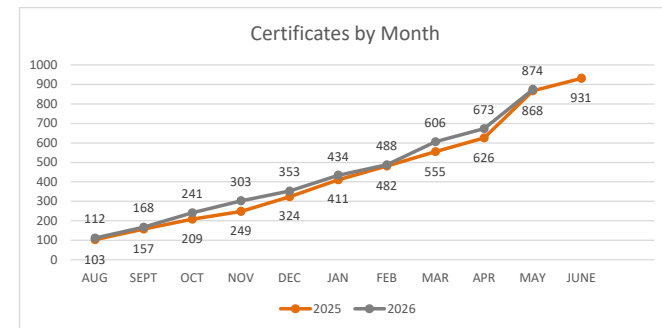
	Secondary	Adult	Non-Credit (MH)	Total CH	FTE
YTD 2025	9,376	5,819	66,312	15,195	580
YTD 2026	9,433	6,529	74,822	15,962	615
Difference	57	710	8,510	767	35
Percent	0.60%	12.20%	12.83%	5.04%	6.03%

#### UNDUPLICATED HEAD COUNTS

	YTD 2025	YTD 2026	DIFFERENCE
Adults	1945	2224	279
Secondary	1771	1833	62
Total	3716	4057	341
Percent			8.41%



	YTD 2025	YTD 2026
Adults	502	558
Secondary	366	316
Total	868	874





### CERTIFICATES BY PROGRAM YTD 05/31/2026

CIP	Program	2025 Adult				2026 Adult				YTD 2025	YTD 2026	Difference	YTD				
		DJC	Main Campus	Vernal Campus	Secondary Main Campus	Vernal Campus	DJC	Main Campus	Vernal Campus					Secondary Main Campus	Vernal Campus		
110901	INFORMATION TECHNOLOGY		1	5						1	8	1	2	6	12	6	100.00%
	IT SUPPORT TECHNICIAN		10	15	3					6	25		3	28	34	6	21.43%
	NETWORK AND CYBERSECURITY			2		1					11		1	3	12	9	N/A
	NETWORK TECHNICIAN		6	9		1								16	0	(16)	N/A
	SECURITY TECHNICIAN			6	1									7	0	(7)	N/A
120505	CULINARY ARTS													0	0	0	N/A
	LINE COOK		2		47			2						49	2	(47)	-95.92%
150305	TOWER TECHNICIAN			1							5			1	5	4	400.00%
150703	WELL CONTROL SUPERVISOR			42							51			42	51	9	21.43%
	WELL CONTROL WORKOVER OPERATOR													0	0	0	N/A
150903	INTRODUCTION TO LEASE OPERATING													0	0	0	N/A
	OIL AND GAS OPERATOR REPRESENTATIVE			37							34			37	34	(3)	-8.11%
151302	CIVIL DRAFTING TECHNICIAN			1										1	0	(1)	N/A
460201	CARPENTRY FUNDAMENTALS		1	3	25	14		2	2	23	26			43	53	10	23.26%
	CONSTRUCTION TECHNOLOGY	19				1		28	1	6	2			20	37	17	85.00%
	RESIDENTIAL CONSTRUCTION	5												5	0	(5)	N/A
460302	ELECTRICAL TECHNICIAN		17		10				29			14		27	43	16	59.26%
460303	HIGH VOLTAGE										15		1	0	16	16	N/A
470604	TIRE AND LUBE TECHNICIAN				22	29		6		22	24			51	52	1	1.96%
	AUTOMOTIVE MAINTENANCE & LIGHT REPAIR		1		19	16		2		5	12			36	19	(17)	-47.22%
	AUTOMOTIVE TECHNOLOGY		4					5		1	7			4	13	9	500.00%
470605	DIESEL I			5		1					3		3	6	6	0	0.00%
	DIESEL II										4		1	0	5	5	200.00%
	PREVENTATIVE MAINTENANCE TECHNICIAN			6		16					5		14	22	19	(3)	-13.64%
480508	WELDING BASIC TECHNICIAN		14	14	11	12		5	7	9	19			51	40	(11)	-21.57%
	WELDING TECHNOLOGY							1	3	5	3			0	12	12	N/A
	WELDING INTERMEDIATE TECHNICIAN		8	8	9	8		1	6		3			33	10	(23)	N/A
	WELDING ADVANCED TECHNICIAN		3	5	1	5		5	6	4	1			14	16	2	N/A
480703	CABINETY				13	7				10				20	10	(10)	N/A
490205	CDL		14	8										22	0	(22)	N/A
	CDL CLASS A		48	63	11	2		73	54	8	9			124	144	20	16.13%
	CDL CLASS B		1	2				8	5					3	13	10	333.33%
	ADVANCED ENERGY TRANSPORTATION		3											3	0	(3)	-100.00%
510801	MEDICAL ASSISTANT		5					4		1				5	5	0	N/A
510805	PHARMACY TECHNICIAN		6		15			8		7				21	15	(6)	N/A
511009	PHLEBOTOMY							7		2				0	9	9	N/A
510909	SURGICAL TECHNOLOGY			6							4		1	6	5	(1)	-16.67%
513901	PRACTICAL NURSING		29					27						29	27	(2)	-6.90%
513902	NURSING ASSISTANT		12	37	29	33		24	65	40	26			111	155	44	39.64%
520401	ADMINISTRATIVE ASSISTANT		3	1	2									6	0	(6)	N/A
	BUSINESS			1										1	0	(1)	N/A
	OFFICE AND FINANCIAL TECHNICIAN		11	2	2									15	0	(15)	N/A
	<b>TOTAL</b>	<b>24</b>	<b>199</b>	<b>279</b>	<b>220</b>	<b>146</b>		<b>28</b>	<b>217</b>	<b>313</b>	<b>158</b>	<b>158</b>		<b>868</b>	<b>874</b>	<b>6</b>	<b>0.69%</b>

\*Discontinued/Renamed Program



## COE MEMBERSHIP HOUR REPORT- ADULT YTD 05/31/2026

CIP	Program	2025-DJC	2026-DJC	2025-Clinicals	2026-Clinicals	2025-Main Campus	2026-Main Campus	2025-Vernal Campus	2026-Vernal Campus	YTD 2025	YTD 2026	Difference	YTD
110901	IT					7,710	3,840	13,650	19,890	21,360	23,730	2,370	11.10%
120505	CULINARY ARTS					870	1,770			870	1,770	900	103.45%
150305	TOWER TECHNICIAN							90		90	0	(90)	-100.00%
150703	WELL CONTROL							1,260	1,530	1,260	1,530	270	21.43%
150903	PETROLEUM							1,332	1,044	1,332	1,044	(288)	-21.62%
151302	CIVIL DRAFTING TECHNICIAN							60		60	0	(60)	N/A
460201	CARPENTRY					180	360	660	1,020	840	1,380	540	64.29%
460415	CONSTRUCTION TECHNOLOGY	17,010	19,530			90	360	90	360	17,190	20,250	3,060	17.80%
460302	ELECTRICAL TECHNICIAN					8,790	14,130			8,790	14,130	5,340	60.75%
460303	HIGH VOLTAGE								4,320	0	4,320	4,320	N/A
470604	AUTOMOTIVE			135	180	4,020	6,630			4,155	6,810	2,655	63.90%
470605	DIESEL							4,620	3,750	4,620	3,750	(870)	-18.83%
480508	WELDING					14,040	9,840	11,640	14,190	25,680	24,030	(1,650)	-6.43%
490205	CDL					14,250	17,520	17,190	12,510	31,440	30,030	(1,410)	-4.48%
510801	MEDICAL ASSISTANT			1,699	1,324	9,044	10			10,742	1,334	(9,408)	-87.58%
510805	PHARMACY TECHNICIAN			1260	1773	2,381	4,209			3,641	5,982	2,341	64.28%
511009	PHLEBOTOMY TECHNICIAN						630			0	630	630	N/A
510909	SURGICAL TECHNICIAN			1477	1485			2,454	3,248	3,931	4,733	802	20.41%
513901	PRACTICAL NURSING			9,041	8,004	19,965	18,049			29,005	26,053	(2,953)	-10.18%
513902	NURSING ASSISTANT					900	2,070	5,310	7,290	6,210	9,360	3,150	50.72%
520401	BUSINESS					4,740		2,010		6,750	0	(6,750)	N/A
<b>TOTAL</b>		<b>17,010</b>	<b>19,530</b>	<b>13,611</b>	<b>12,767</b>	<b>86,980</b>	<b>79,417</b>	<b>60,366</b>	<b>69,152</b>	<b>177,967</b>	<b>180,865</b>	<b>2,899</b>	<b>1.63%</b>



## COE MEMBERSHIP HOUR REPORT- SECONDARY YTD 05/31/2026

CIP	Program	2025-Clinicals	2026-Clinicals	2025-Main Campus	2026-Main Campus	2025-Vernal Campus	2026-Vernal Campus	2025-Manilla	2026-Manilla	YTD 2025	YTD 2026	Difference	YTD
110901	IT			8,730	6,210	10,680	10,230			19,410	16,440	(2,970)	-15.30%
120505	CULINARY ARTS			21,750	8,820					21,750	8,820	(12,930)	-59.45%
460201	CARPENTRY			13,680	11,820	8,640	15,780			22,320	27,600	5,280	23.66%
460302	ELECTRICAL TECHNICIAN			15,870	18,420					15,870	18,420	2,550	16.07%
460303	HIGH VOLTAGE						330			0	330	330	N/A
460415	CONSTRUCTION TECHNOLOGY			3,690	7,530	660	4,230			4,350	11,760	7,410	170.34%
470604	AUTOMOTIVE	225	90	19,410	21,990	18,390	17,160			38,025	39,240	1,215	3.20%
470605	DIESEL					12,000	15,600			12,000	15,600	3,600	30.00%
480508	WELDING			36,600	31,680	41,520	55,440			78,120	87,120	9,000	11.52%
480703	CABINERY			11,880	10,800	12,900	11,940			24,780	22,740	(2,040)	-8.23%
490205	CDL			2,940	1,680	420	2,310			3,360	3,990	630	18.75%
510000	HEALTH OCCUPATIONS			13,320	14,460	25,800	22,860			39,120	37,320	(1,800)	-4.60%
510801	MEDICAL ASSISTANT		323							0	323	323	0.00%
510805	PHARMACY TECHNICIAN	3,150	1,590	6,047	3,181					9,197	4,771	(4,426)	-48.13%
511009	PHLEBOTOMY TECHNICIAN				180					0	180	180	N/A
510909	SURGICAL TECHNICIAN		182			994	108			994	290	(705)	290.00%
513902	NURSING ASSISTANT			10,980	7,380	12,150	14,040			23,130	21,420	(1,710)	-7.39%
520401	BUSINESS			3,870		2,730				6,600	0	(6,600)	N/A
<b>TOTAL</b>		<b>3,375</b>	<b>2,185</b>	<b>168,767</b>	<b>144,151</b>	<b>146,884</b>	<b>170,028</b>	<b>0</b>	<b>0</b>	<b>319,026</b>	<b>316,363</b>	<b>-2,663</b>	<b>-0.83%</b>



**COE UNDUPLICATED\* HEADCOUNT- ADULT YTD 05/31/2026**

CIP	Program	2025-DJC	2026-DJC	2025-Main Campus	2026-Main Campus	2025-Vernal Campus	2026-Vernal Campus	YTD 2025	YTD 2026	Difference	YTD
110901	INFORMATION TECHNOLOGY			6	10	16	31	22	41	19	86.36%
	IT SUPPORT TECHNICIAN			29	23	41	4	70	27	(43)	-61.43%
	NETWORK AND CYBERSECURITY					9	20	9	20	11	122.22%
	NETWORK TECHNICIAN			6		12		18	0	(18)	N/A
	SECURITY TECHNICIAN					6		6	0	(6)	N/A
120505	CULINARY ARTS			2	6			2	6	4	200.00%
	LINE COOK			5	8			5	8	3	60.00%
150305	TOWER TECHNICIAN					1	5	1	5	4	400.00%
150703	WELL CONTROL SUPERVISOR					42	51	42	51	9	21.43%
	WELL CONTROL WORKOVER OPERATOR							0	0	0	N/A
150903	INTRODUCTION TO LEASE OPERATING							0	0	0	N/A
	OIL AND GAS OPERATOR REPRESENTATIVE					37	36	37	36	(1)	-2.70%
151302	CIVIL DRAFTING TECHNICIAN					1		1	0	(1)	N/A
460201	CARPENTRY FUNDAMENTALS			1	2	5	6	6	8	2	33.33%
	CONSTRUCTION TECHNOLOGY	27	38	1		1	1	29	39	10	34.48%
	RESIDENTIAL CONSTRUCTION	6						6	0	(6)	N/A
460302	ELECTRICAL TECHNICIAN			52	89			52	89	37	71.15%
460303	HIGH VOLTAGE						15	0	15	15	N/A
470604	TIRE AND LUBE TECHNICIAN				7			0	7	7	N/A
	AUTOMOTIVE MAINTENANCE & LIGHT REPAIR			1	4			1	4	3	300.00%
	AUTOMOTIVE TECHNOLOGY			10	15			10	15	5	50.00%
470605	DIESEL I					10	10	10	10	0	0.00%
	DIESEL II						6	0	6	6	N/A
	PREVENTATIVE MAINTENANCE TECHNICIAN					16	13	16	13	(3)	-18.75%
480508	WELDING BASIC TECHNICIAN			44	28	48	23	92	51	(41)	-44.57%
	WELDING TECHNOLOGY				22		34	0	56	56	N/A
	WELDING INTERMEDIATE TECHNICIAN			15	1	14	6	29	7	(22)	N/A
	WELDING ADVANCED TECHNICIAN			15	10	10	6	25	16	(9)	N/A
490205	CDL			15		8		23	0	(23)	N/A
	CDL CLASS A			63	92	80	64	143	156	13	9.09%
	CDL CLASS B			1	8	2	6	3	14	11	366.67%
	ADVANCED ENERGY TRANSPORTATION			3				3	0	(3)	N/A
510801	MEDICAL ASSISTANT			15	18			15	18	3	20.00%
510805	PHARMACY TECHNICIAN			6	12			6	12	6	100.00%
511009	PHLEBOTOMY TECHNICIAN				7			0	7	7	N/A
510909	SURGICAL TECHNICIAN					11	16	11	16	5	45.45%
513901	PRACTICAL NURSING			44	46		16	44	62	18	40.91%
513902	NURSING ASSISTANT			13	32	68	104	81	136	55	67.90%
520401	ADMINISTRATIVE ASSISTANT			7		4		11	0	(11)	N/A
	BUSINESS					3		3	0	(3)	N/A
	OFFICE AND FINANCIAL TECHNICIAN			17		9		26	0	(26)	N/A
	<b>TOTAL</b>	<b>33</b>	<b>38</b>	<b>371</b>	<b>440</b>	<b>454</b>	<b>473</b>	<b>858</b>	<b>951</b>	<b>93</b>	<b>10.84%</b>

\*Unduplicated by Program



**COE UNDUPLICATED\* HEADCOUNT- SECONDARY YTD 05/31/2026**

CIP	Program	2025-Main Campus	2026-Main Campus	2025-Vernal Campus	2026-Vernal Campus	YTD 2025	YTD 2026	Difference	YTD
110901	INFORMATION TECHNOLOGY	6	2	1	5	7	7	0	0.00%
	IT SUPPORT TECHNICIAN	66	47	84	80	150	127	(23)	-15.33%
	NETWORK AND CYBERSECURITY			1	2	1	2	1	100.00%
	NETWORK TECHNICIAN	2		1		3	0	(3)	N/A
	SECURITY TECHNICIAN	1				1	0	(1)	N/A
120505	CULINARY ARTS	27	17			27	17	(10)	-37.04%
	LINE COOK	137	127			137	127	(10)	-7.30%
460201	CARPENTRY FUNDAMENTALS	119	88	100	177	219	265	46	21.00%
	CONSTRUCTION TECHNOLOGY	25	27	3	14	28	41	13	46.43%
460302	ELECTRICAL TECHNICIAN	86	97			86	97	11	12.79%
460303	HIGH VOLTAGE				1	0	1	1	N/A
470604	TIRE AND LUBE TECHNICIAN	161	187	147	142	308	329	21	6.82%
	AUTOMOTIVE MAINTENANCE & LIGHT REPAIR	24	17	20	18	44	35	(9)	-20.45%
	AUTOMOTIVE TECHNOLOGY	16	8	13	12	29	20	(9)	-31.03%
470605	DIESEL I			12	9	12	9	(3)	-25.00%
	DIESEL II				1	0	1	1	N/A
	PREVENTATIVE MAINTENANCE TECHNICIAN			142	163	142	163	21	14.79%
480508	WELDING BASIC TECHNICIAN	235	246	293	340	528	586	58	10.98%
	WELDING TECHNOLOGY		11		23	0	34	34	N/A
	WELDING INTERMEDIATE TECHNICIAN	17		12	4	29	4	(25)	N/A
	WELDING ADVANCED TECHNICIAN	9	5	9	3	18	8	(10)	N/A
480703	CABINETRY	104	95	144	144	248	239	(9)	-3.63%
490205	CDL					0	0	0	N/A
	CDL CLASS A	14	8	2	11	16	19	3	18.75%
	CDL CLASS B					0	0	0	N/A
510000	HEALTH OCCUPATIONS	130	133	272	273	402	406	4	1.00%
510801	MEDICAL ASSISTANT		4			0	4	4	N/A
510805	PHARMACY TECHNICIAN	16	8			16	8	(8)	-50.00%
511009	PHLEBOTOMY TECHNICIAN		2			0	2	2	N/A
510909	SURGICAL TECHNICIAN			4	3	4	3	(1)	N/A
513902	NURSING ASSISTANT	93	82	115	117	208	199	(9)	-4.33%
520401	ADMINISTRATIVE ASSISTANT	2				2	0	(2)	N/A
	BUSINESS	2		6		8	0	(8)	N/A
	OFFICE AND FINANCIAL TECHNICIAN	34		12		46	0	(46)	N/A
	<b>TOTAL</b>	<b>1,326</b>	<b>1,211</b>	<b>1,393</b>	<b>1,542</b>	<b>2,719</b>	<b>2,753</b>	<b>34</b>	<b>1.25%</b>



## NON-COE MEMBERSHIP HOUR REPORT- COMBINED YTD 05/31/2026

CIP	Program	2025-Main Campus	2026-Main Campus	2025-Vernal Campus	2026-Vernal Campus	YTD 2025	YTD 2026	Difference	YTD
010104	FARM/RANCH	4,620	12,810			4,620	12,810	8,190.00	177.27%
120505	CULINARY					0	0	0.00	N/A
131501	SUBSTITUTE TEACHER TRAINING			600	452	600	452	(148.00)	-24.67%
150703	ENERGY SERVICE SAFETY	2,415	2,217	3,374	3,910	5,789	6,127	338.00	5.84%
320101	WORKFORCE PROMISE			96	304	96	304	208.00	N/A
460302	ELECTRICAL APPRENTICE	11,340	11,340	172		11,512	11,340	(172.00)	-1.49%
490205	CDL SHORT TERM TRAINING	268	260		156	268	416	148.00	55.22%
510000	MEDICAL CLASSES	2,030	1,690	120		2,150	1,690	(460.00)	-21.40%
	<b>TOTAL</b>	<b>20,673</b>	<b>28,317</b>	<b>4,362</b>	<b>4,822</b>	<b>25,035</b>	<b>33,139</b>	<b>8,104.00</b>	<b>32.37%</b>

\*Unduplicated by Program



### NON-COE UNDUPLICATED\* HEADCOUNT- COMBINED YTD 05/31/2026

CIP	Program	2025-Main Campus	2026-Main Campus	2025-Vernal Campus	2026-Vernal Campus	YTD 2025	YTD 2026	Difference	YTD
010104	FARM/RANCH	33	26			33	26	(7.00)	-21.21%
120505	CULINARY					0	0	0.00	N/A
131501	SUBSTITUTE TEACHER TRAINING			91	73	91	73	(18.00)	-19.78%
150703	ENERGY SERVICE SAFETY	365	442	573	649	938	1,091	153.00	16.31%
320101	WORKFORCE PROMISE			23	76	23	76	53.00	N/A
460302	ELECTRICAL APPRENTICE	81	77			81	77	(4.00)	-4.94%
490205	CDL SHORT TERM TRAINING	67	65	43	39	110	104	(6.00)	-5.45%
510000	MEDICAL CLASSES	54	49	2		56	49	(7.00)	-12.50%
	<b>TOTAL</b>	<b>600</b>	<b>659</b>	<b>732</b>	<b>837</b>	<b>1,332</b>	<b>1,496</b>	<b>164.00</b>	<b>12.31%</b>



## COE ENROLLED CREDIT HOUR REPORT YTD 05/31/2026

CIP	PROGRAM NAME	ADULT			SECONDARY		TOTAL
		Main Campus	Vernal Campus	DJC	Main Campus	Vernal Campus	
110901	INFORMATION TECHNOLOGY	47	165		14	44	270
	IT SUPPORT TECHNICIAN	81	397		193	280	951
	NETWORK AND CYBERSECURITY		101			17	118
120505	CULINARY ARTS	38			60		98
	LINE COOK	21			234		255
150305	TOWER TECHNICIAN						0
150703	WELL CONTROL SUPERVISOR		51				51
	WELL CONTROL WORKOVER OPERATOR						0
150903	INTRODUCTION TO LEASE OPERATING						0
	OIL AND GAS OPERATOR REPRESENTATIVE		29				29
460201	CARPENTRY FUNDAMENTALS	12	34		394	526	966
	CONSTRUCTION TECHNOLOGY	12	12	651	251	141	1,067
460302	ELECTRICAL TECHNICIAN	471			614		1,085
460303	HIGH VOLTAGE		144			11	155
470604	TIRE AND LUBE TECHNICIAN	36			590	384	1,010
	AUTOMOTIVE MAINTENANCE & LIGHT REPAIR	14			64	64	142
	AUTOMOTIVE TECHNOLOGY	175			81	124	380
470605	DIESEL I		49			68	117
	DIESEL II		40			10	50
	PREVENTATIVE MAINTENANCE TECHNICIAN		36			442	478
480508	WELDING BASIC TECHNICIAN	104	102		886	1,682	2,774
	WELDING TECHNOLOGY	186	305		138	142	771
	WELDING INTERMEDIATE TECHNICIAN		20			14	34
	WELDING ADVANCED TECHNICIAN	38	46		32	10	126
480703	CABINTRY				360	398	758
490205	CDL CLASS A	560	399		56	77	1,092
	CDL CLASS B	24	18				42
	ADVANCED ENERGY TRANSPORTATION						0
510801	MEDICAL ASSISTANT	353			112		465
510805	PHARMACY TECHNICIAN	204			136		340
511009	PHLEBOTOMY	21			6		27
510909	SURGICAL TECHNICIAN		270			9	279
510901	PRACTICAL NURSING	896				491	1,387
510902	NURSING ASSISTANT	84	283		278		645
	<b>TOTAL</b>	<b>3,377</b>	<b>2,501</b>	<b>651</b>	<b>4,499</b>	<b>4,934</b>	<b>15,962</b>

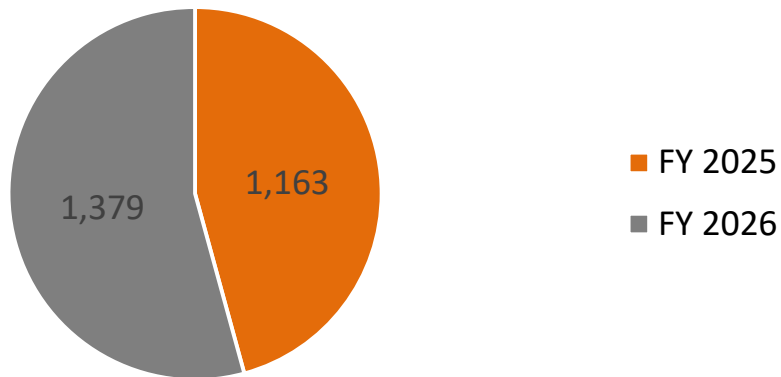


## SCHOLARSHIP REPORT YTD 05/31/2026

### Scholarships Awarded YOY

	# awarded	\$ awarded
FY 2023	702	\$935,199
FY 2024	875	\$1,096,598
FY 2025	1,163	\$1,544,600
FY 2026	1,379	\$1,790,497
Difference FY25 vs FY26		\$245,897
Percent		15.92%

Number of Scholarships Awarded



Funds Awarded

