



DASHBOARD YTD 03/31/2026

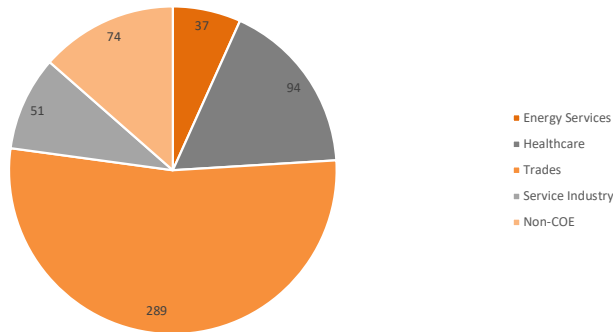
CREDIT HOURS

	Secondary	Adult	Non-Credit (MH)	Total CH	FTE
YTD 2025	8,560	4,972	61,660	13,532	520
YTD 2026	8,623	5,366	70,389	13,989	545
Difference	64	394	8,729	458	25
Percent	0.74%	7.92%	14.16%	3.38%	4.80%

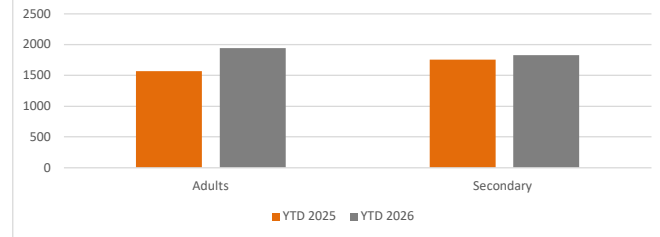
UNDUPLICATED HEAD COUNTS

	YTD 2025	YTD 2026	DIFFERENCE
Adults	1567	1944	377
Secondary	1755	1826	71
Total	3322	3770	448
Percent			11.88%

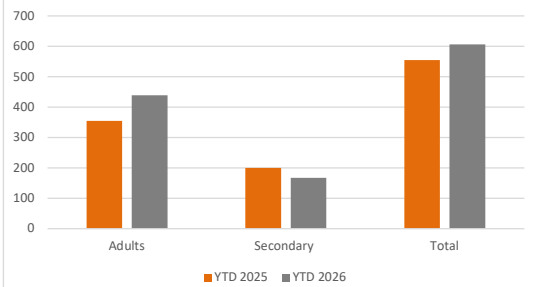
FTE Allocation



Unduplicated Head Counts



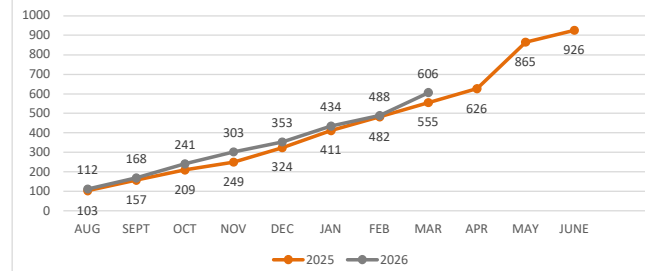
Certificates



CERTIFICATES

	YTD 2025	YTD 2026
Adults	355	439
Secondary	200	167
Total	555	606

Certificates by Month





CERTIFICATES BY PROGRAM YTD 03/31/2026

CIP	Program	2025 Adult				2026 Adult				YTD 2025	YTD 2026	Difference	YTD			
		DJC	Main Campus	Vernal Campus	Secondary Main Campus	DJC	Main Campus	Vernal Campus	Secondary Main Campus							
110901	INFORMATION TECHNOLOGY			4					1	6	1		4	8	4	100.00%
	IT SUPPORT TECHNICIAN		6	12	3				4	18			21	22	1	4.76%
	NETWORK AND CYBERSECURITY			1						11			1	11	10	1000.00%
	NETWORK TECHNICIAN		4	9		1							14	0	(14)	N/A
	SECURITY TECHNICIAN			6									6	0	(6)	N/A
120505	CULINARY ARTS												0	0	0	0.00%
	LINE COOK		2		30			2					32	2	(30)	-93.75%
150305	TOWER TECHNICIAN			1						5			1	5	4	400.00%
150703	WELL CONTROL SUPERVISOR			33						38			33	38	5	15.15%
	WELL CONTROL WORKOVER OPERATOR												0	0	0	N/A
150903	INTRODUCTION TO LEASE OPERATING												0	0	0	N/A
	OIL AND GAS OPERATOR REPRESENTATIVE			32						27			32	27	(5)	-15.63%
151302	CIVIL DRAFTING TECHNICIAN			1									1	0	(1)	N/A
460201	CARPENTRY FUNDAMENTALS		1	3	20	3		1	2	13	28		27	44	17	62.96%
	CONSTRUCTION TECHNOLOGY	17						22	1				17	23	6	35.29%
	RESIDENTIAL CONSTRUCTION	5											5	0	(5)	N/A
460302	ELECTRICAL TECHNICIAN		13		2			19		8			15	27	12	80.00%
460303	HIGH VOLTAGE									15		2	0	17	17	N/A
470604	TIRE AND LUBE TECHNICIAN				17	9		4		8	7		26	19	(7)	-26.92%
	AUTOMOTIVE MAINTENANCE & LIGHT REPAIR		1		7	8				3	6		16	9	(7)	-43.75%
	AUTOMOTIVE TECHNOLOGY							4			2		0	6	6	500.00%
470605	DIESEL I			1						2			1	2	1	100.00%
	DIESEL II									3			0	3	3	200.00%
	PREVENTATIVE MAINTENANCE TECHNICIAN			4		8			4		2		12	6	(6)	-50.00%
480508	WELDING BASIC TECHNICIAN		12	9	8	8		5	4	6	14		37	29	(8)	-21.62%
	WELDING TECHNOLOGY								2	1			0	3	3	N/A
	WELDING INTERMEDIATE TECHNICIAN		6	3	8	4		1	5		3		21	9	(12)	N/A
	WELDING ADVANCED TECHNICIAN		1	4		3		5	6	4	1		8	16	8	N/A
480703	CABINETS												0	0	0	N/A
490205	CDL		14	8									22	0	(22)	N/A
	CDL CLASS A		36	43	6	1		61	47	1	2		86	111	25	29.07%
	CDL CLASS B		1	2				7	5				3	12	9	300.00%
	ADVANCED ENERGY TRANSPORTATION		3										3	0	(3)	-100.00%
510801	MEDICAL ASSISTANT							3					0	3	3	N/A
510805	PHARMACY TECHNICIAN												0	0	0	N/A
511009	PHLEBOTOMY							7		2			0	9	9	N/A
510909	SURGICAL TECHNOLOGY			4					2		1		4	3	(1)	-25.00%
513901	PRACTICAL NURSING		6					12					6	12	6	100.00%
513902	NURSING ASSISTANT		7	25	20	31		19	59	31	21		83	130	47	56.63%
520401	ADMINISTRATIVE ASSISTANT		2	1	1								4	0	(4)	N/A
	BUSINESS			1									1	0	(1)	N/A
	OFFICE AND FINANCIAL TECHNICIAN		9	2	2								13	0	(13)	N/A
	TOTAL	22	124	209	124	76		22	156	261	78	89	555	606	51	9.19%

*Discontinued/Renamed Program



COE MEMBERSHIP HOUR REPORT- ADULT YTD 02/28/2026

CIP	Program	2025-DJC	2026-DJC	2025-Clinicals	2026-Clinicals	2025-Main Campus	2026-Main Campus	2025-Vernal Campus	2026-Vernal Campus	YTD 2025	YTD 2026	Difference	YTD
110901	IT					6,150	3,600	11,670	16,560	17,820	20,160	2,340	13.13%
120505	CULINARY ARTS					570	1,470			570	1,470	900	157.89%
150305	TOWER TECHNICIAN							90		90	0	(90)	-100.00%
150703	WELL CONTROL							990	1,350	990	1,350	360	36.36%
150903	PETROLEUM							1,152	792	1,152	792	(360)	-31.25%
151302	CIVIL DRAFTING TECHNICIAN							60		60	0	(60)	N/A
460201	CARPENTRY					180	360	660	1,020	840	1,380	540	64.29%
460415	CONSTRUCTION TECHNOLOGY	14,070	15,750			90	360	90	360	14,250	16,470	2,220	15.58%
460302	ELECTRICAL TECHNICIAN					7,590	11,850			7,590	11,850	4,260	56.13%
460303	HIGH VOLTAGE								4,320	0	4,320	4,320	N/A
470604	AUTOMOTIVE				135	3,150	5,430			3,150	5,565	2,415	76.67%
470605	DIESEL							3,300	3,090	3,300	3,090	(210)	-6.36%
480508	WELDING					10,920	8,130	8,520	12,630	19,440	20,760	1,320	6.79%
490205	CDL					11,520	12,600	13,830	10,320	25,350	22,920	(2,430)	-9.59%
510801	MEDICAL ASSISTANT			308	540	7,603	10			7,911	549	(7,361)	-93.05%
510805	PHARMACY TECHNICIAN			827.16	736	2,137	3,728			2,964	4,464	1,500	50.61%
511009	PHLEBOTOMY TECHNICIAN						630			0	630	630	N/A
510909	SURGICAL TECHNICIAN			1358	1457			2,106	2,980	3,464	4,437	973	28.10%
513901	PRACTICAL NURSING			7,724	6,298	16,967	15,305			24,691	21,603	(3,088)	-12.51%
513902	NURSING ASSISTANT					810	1,800	4,320	6,210	5,130	8,010	2,880	56.14%
520401	BUSINESS					4,530		2,010		6,540	0	(6,540)	N/A
TOTAL		14,070	15,750	10,217	9,166	72,217	65,272	48,798	59,632	145,302	149,821	4,519	3.11%



COE MEMBERSHIP HOUR REPORT- SECONDARY YTD 03/31/2026

CIP	Program	2025-Clinicals	2026-Clinicals	2025-Main Campus	2026-Main Campus	2025-Vernal Campus	2026-Vernal Campus	2025-Manilla	2026-Manilla	YTD 2025	YTD 2026	Difference	YTD
110901	IT			8,430	6,330	9,810	9,870			18,240	16,200	(2,040)	-11.18%
120505	CULINARY ARTS			19,740	7,800					19,740	7,800	(11,940)	-60.49%
460201	CARPENTRY			13,260	11,460	8,640	15,480			21,900	26,940	5,040	23.01%
460302	ELECTRICAL TECHNICIAN			14,340	17,370					14,340	17,370	3,030	21.13%
460303	HIGH VOLTAGE						330			0	330	330	N/A
460415	CONSTRUCTION TECHNOLOGY			3,390	5,940	600	3,990			3,990	9,930	5,940	148.87%
470604	AUTOMOTIVE	180	90	17,100	19,290	16,740	16,020			34,020	35,400	1,380	4.06%
470605	DIESEL					11,340	13,920			11,340	13,920	2,580	22.75%
480508	WELDING			31,800	26,730	37,200	49,620			69,000	76,350	7,350	10.65%
480703	CABINETRY			10,860	9,420	12,420	11,940			23,280	21,360	(1,920)	-8.25%
490205	CDL			2,100	1,470	210	1,890			2,310	3,360	1,050	45.45%
510000	HEALTH OCCUPATIONS			13,200	14,460	25,740	22,680			38,940	37,140	(1,800)	-4.62%
510801	MEDICAL ASSISTANT									0	0	0	0.00%
510805	PHARMACY TECHNICIAN	1,545	100	5,271	2,706					6,816	2,806	(4,010)	-58.83%
511009	PHLEBOTOMY TECHNICIAN				180					0	180	180	N/A
510909	SURGICAL TECHNICIAN		182			404	108			404	290	(115)	290.00%
513902	NURSING ASSISTANT			10,080	7,380	11,250	13,500			21,330	20,880	(450)	-2.11%
520401	BUSINESS			3,750		2,730				6,480	0	(6,480)	N/A
TOTAL		1,725	372	153,321	130,536	137,084	159,348	0	0	292,130	290,256	-1,874	-0.64%



COE UNDUPLICATED* HEADCOUNT- ADULT YTD 03/31/2026

CIP	Program	2025-DJC	2026-DJC	2025-Main Campus	2026-Main Campus	2025-Vernal Campus	2026-Vernal Campus	YTD 2025	YTD 2026	Difference	YTD
110901	INFORMATION TECHNOLOGY			6	10	14	29	20	39	19	95.00%
	IT SUPPORT TECHNICIAN			21	24	33	64	54	88	34	62.96%
	NETWORK AND CYBERSECURITY					8	17	8	17	9	112.50%
	NETWORK TECHNICIAN			6		12		18	0	(18)	N/A
	SECURITY TECHNICIAN					6		6	0	(6)	N/A
120505	CULINARY ARTS			2	6			2	6	4	200.00%
	LINE COOK			2	6			2	6	4	200.00%
150305	TOWER TECHNICIAN					1	5	1	5	4	400.00%
150703	WELL CONTROL SUPERVISOR					33	45	33	45	12	36.36%
	WELL CONTROL WORKOVER OPERATOR							0	0	0	N/A
150903	INTRODUCTION TO LEASE OPERATING							0	0	0	N/A
	OIL AND GAS OPERATOR REPRESENTATIVE					32	29	32	29	(3)	-9.38%
151302	CIVIL DRAFTING TECHNICIAN					1		1	0	(1)	N/A
460201	CARPENTRY FUNDAMENTALS			1	2	5	6	6	8	2	33.33%
	CONSTRUCTION TECHNOLOGY	24	32	1		1	1	26	33	7	26.92%
	RESIDENTIAL CONSTRUCTION	6						6	0	(6)	N/A
460302	ELECTRICAL TECHNICIAN			45	74			45	74	29	64.44%
460303	HIGH VOLTAGE						15	0	15	15	N/A
470604	TIRE AND LUBE TECHNICIAN				8			0	8	8	N/A
	AUTOMOTIVE MAINTENANCE & LIGHT REPAIR			1	4			1	4	3	300.00%
	AUTOMOTIVE TECHNOLOGY			6	13			6	13	7	116.67%
470605	DIESEL I					9	9	9	9	0	0.00%
	DIESEL II						5	0	5	5	N/A
	PREVENTATIVE MAINTENANCE TECHNICIAN					14	12	14	12	(2)	-14.29%
480508	WELDING BASIC TECHNICIAN			36	27	41	21	77	48	(29)	-37.66%
	WELDING TECHNOLOGY				21		33	0	54	54	N/A
	WELDING INTERMEDIATE TECHNICIAN			15	1	11	6	26	7	(19)	N/A
	WELDING ADVANCED TECHNICIAN			11	10	8	6	19	16	(3)	N/A
490205	CDL			15		8		23	0	(23)	N/A
	CDL CLASS A			50	69	65	54	115	123	8	6.96%
	CDL CLASS B			1	7	2	5	3	12	9	300.00%
	ADVANCED ENERGY TRANSPORTATION			3				3	0	(3)	N/A
510801	MEDICAL ASSISTANT			13	12			13	12	(1)	-7.69%
510805	PHARMACY TECHNICIAN			6	12			6	12	6	100.00%
511009	PHLEBOTOMY TECHNICIAN				7			0	7	7	N/A
510909	SURGICAL TECHNICIAN					11	16	11	16	5	45.45%
513901	PRACTICAL NURSING			44	46			44	46	2	4.55%
513902	NURSING ASSISTANT			12	29	58	94	70	123	53	75.71%
520401	ADMINISTRATIVE ASSISTANT			7		4		11	0	(11)	N/A
	BUSINESS					3		3	0	(3)	N/A
	OFFICE AND FINANCIAL TECHNICIAN			17		9		26	0	(26)	N/A
	TOTAL	30	32	321	388	389	472	740	892	152	20.54%

*Unduplicated by Program



COE UNDUPLICATED* HEADCOUNT- SECONDARY YTD 03/31/2026

CIP	Program	2025-Main Campus	2026-Main Campus	2025-Vernal Campus	2026-Vernal Campus	YTD 2025	YTD 2026	Difference	YTD
110901	INFORMATION TECHNOLOGY	6	2		5	6	7	1	16.67%
	IT SUPPORT TECHNICIAN	69	48	81	80	150	128	(22)	-14.67%
	NETWORK AND CYBERSECURITY			1	2	1	2	1	100.00%
	NETWORK TECHNICIAN	2		1		3	0	(3)	N/A
	SECURITY TECHNICIAN	1				1	0	(1)	N/A
120505	CULINARY ARTS	24	17			24	17	(7)	-29.17%
	LINE COOK	137	130			137	130	(7)	-5.11%
460201	CARPENTRY FUNDAMENTALS	118	87	100	179	218	266	48	22.02%
	CONSTRUCTION TECHNOLOGY	23	24	3	14	26	38	12	46.15%
460302	ELECTRICAL TECHNICIAN	84	97			84	97	13	15.48%
460303	HIGH VOLTAGE				1	0	1	1	N/A
470604	TIRE AND LUBE TECHNICIAN	160	184	147	142	307	326	19	6.19%
	AUTOMOTIVE MAINTENANCE & LIGHT REPAIR	23	14	19	18	42	32	(10)	-23.81%
	AUTOMOTIVE TECHNOLOGY	11	7	13	13	24	20	(4)	-16.67%
470605	DIESEL I			12	9	12	9	(3)	-25.00%
	DIESEL II					0	0	0	N/A
	PREVENTATIVE MAINTENANCE TECHNICIAN			139	162	139	162	23	16.55%
480508	WELDING BASIC TECHNICIAN	234	244	288	338	522	582	60	11.49%
	WELDING TECHNOLOGY		10		18	0	28	28	N/A
	WELDING INTERMEDIATE TECHNICIAN	12		11	4	23	4	(19)	N/A
	WELDING ADVANCED TECHNICIAN	8	5	6	3	14	8	(6)	N/A
480703	CABINETRY	104	97	144	144	248	241	(7)	-2.82%
490205	CDL					0	0	0	N/A
	CDL CLASS A	10	7	1	9	11	16	5	45.45%
	CDL CLASS B					0	0	0	N/A
510000	HEALTH OCCUPATIONS	130	133	271	270	401	403	2	0.50%
510801	MEDICAL ASSISTANT		4			0	4	4	N/A
510805	PHARMACY TECHNICIAN	16	8			16	8	(8)	-50.00%
511009	PHLEBOTOMY TECHNICIAN		2			0	2	2	N/A
510909	SURGICAL TECHNICIAN			4	2	4	2	(2)	N/A
513902	NURSING ASSISTANT	90	81	109	113	199	194	(5)	-2.51%
520401	ADMINISTRATIVE ASSISTANT	2				2	0	(2)	N/A
	BUSINESS	2		6		8	0	(8)	N/A
	OFFICE AND FINANCIAL TECHNICIAN	34		12		46	0	(46)	N/A
	TOTAL	1,300	1,201	1,368	1,526	2,668	2,727	59	2.21%



NON-COE MEMBERSHIP HOUR REPORT- COMBINED YTD 03/31/2026

CIP	Program	2025-Main Campus	2026-Main Campus	2025-Vernal Campus	2026-Vernal Campus	YTD 2025	YTD 2026	Difference	YTD
010104	FARM/RANCH	4,620	12,330			4,620	12,330	7,710.00	166.88%
120505	CULINARY					0	0	0.00	N/A
131501	SUBSTITUTE TEACHER TRAINING			600	416	600	416	(184.00)	-30.67%
150703	ENERGY SERVICE SAFETY	2,110	1,961	2,393	2,955	4,503	4,916	413.00	9.17%
320101	WORKFORCE PROMISE				284	0	284	284.00	N/A
460302	ELECTRICAL APPRENTICE	9,630	9,900			9,630	9,900	270.00	2.80%
490205	CDL SHORT TERM TRAINING	252	200	140	140	392	340	(52.00)	-13.27%
510000	MEDICAL CLASSES	630	970	120		750	970	220.00	29.33%
	TOTAL	17,242	25,361	3,253	3,795	20,495	29,156	8,661.00	42.26%

*Unduplicated by Program



NON-COE UNDUPLICATED* HEADCOUNT- COMBINED YTD 03/31/2026

CIP	Program	2025-Main Campus	2026-Main Campus	2025-Vernal Campus	2026-Vernal Campus	YTD 2025	YTD 2026	Difference	YTD
010104	FARM/RANCH	33	25			33	25	(8.00)	-24.24%
120505	CULINARY					0	0	0.00	N/A
131501	SUBSTITUTE TEACHER TRAINING			91	68	91	68	(23.00)	-25.27%
150703	ENERGY SERVICE SAFETY	336	409	335	505	671	914	243.00	36.21%
320101	WORKFORCE PROMISE				71	0	71	71.00	N/A
460302	ELECTRICAL APPRENTICE	76	75			76	75	(1.00)	-1.32%
490205	CDL SHORT TERM TRAINING	63	50	35	35	98	85	(13.00)	-13.27%
510000	MEDICAL CLASSES	15	25	2		17	25	8.00	47.06%
	TOTAL	523	584	463	679	986	1,263	277.00	28.09%



COE ENROLLED CREDIT HOUR REPORT YTD 03/31/2026

CIP	PROGRAM NAME	ADULT			SECONDARY		TOTAL
		Main Campus	Vernal Campus	DJC	Main Campus	Vernal Campus	
110901	INFORMATION TECHNOLOGY	40	136		14	38	228
	IT SUPPORT TECHNICIAN	80	331		197	277	885
	NETWORK AND CYBERSECURITY		85			14	99
120505	CULINARY ARTS	30			40		70
	LINE COOK	19			220		239
150305	TOWER TECHNICIAN						0
150703	WELL CONTROL SUPERVISOR		45				45
	WELL CONTROL WORKOVER OPERATOR						0
150903	INTRODUCTION TO LEASE OPERATING						0
	OIL AND GAS OPERATOR REPRESENTATIVE		22				22
460201	CARPENTRY FUNDAMENTALS	12	34		382	516	944
	CONSTRUCTION TECHNOLOGY	12	12	525	198	133	880
460302	ELECTRICAL TECHNICIAN	395			579		974
460303	HIGH VOLTAGE		144			11	155
470604	TIRE AND LUBE TECHNICIAN	36			542	350	928
	AUTOMOTIVE MAINTENANCE & LIGHT REPAIR	8			52	62	122
	AUTOMOTIVE TECHNOLOGY	140			51	122	313
470605	DIESEL I		41			50	91
	DIESEL II		28				28
	PREVENTATIVE MAINTENANCE TECHNICIAN		34			414	448
480508	WELDING BASIC TECHNICIAN	90	80		786	1,544	2,500
	WELDING TECHNOLOGY	143	269		73	86	571
	WELDING INTERMEDIATE TECHNICIAN		26		32	14	72
	WELDING ADVANCED TECHNICIAN	38	46			10	94
480703	CABINTRY				314	398	712
490205	CDL CLASS A	399	329		49	63	840
	CDL CLASS B	21	15				36
	ADVANCED ENERGY TRANSPORTATION						0
510801	MEDICAL ASSISTANT	263			99		362
510805	PHARMACY TECHNICIAN	204			136		340
511009	PHLEBOTOMY	21			6		27
510909	SURGICAL TECHNICIAN		242			9	251
510901	PRACTICAL NURSING	656					656
510902	NURSING ASSISTANT	74	242		272	470	1,057
	TOTAL	2,681	2,161	525	4,042	4,581	13,989

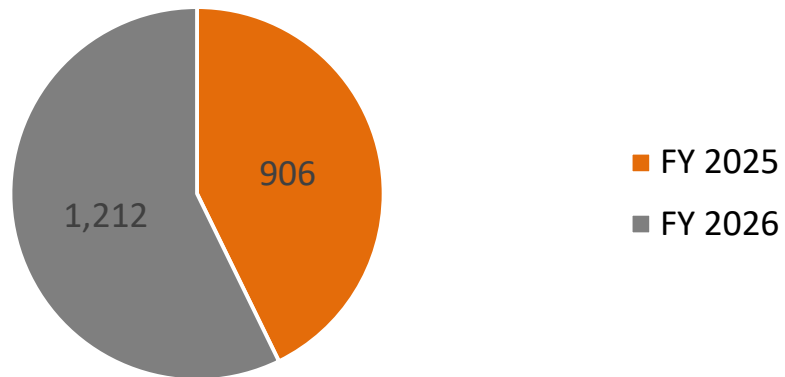


SCHOLARSHIP REPORT YTD 03/31/2026

Scholarships Awarded YOY

	# awarded	\$ awarded
FY 2023	570	\$778,034
FY 2024	741	\$944,033
FY 2025	906	\$1,266,234
FY 2026	1,212	\$1,575,630
Difference FY25 vs FY26		\$309,396
Percent		24.43%

Number of Scholarships Awarded



Funds Awarded

