

EXPERIENCE THE POWER OF TECHNICAL EDUCATION

Main

Certs YTD By Program

Unduplicated

Credits Enrolled

Certificates YTD

353

2025

324

2024

10.80%

Growth

Unduplicated Headcount

2,769

2026

2,470

2025

10%

Growth

Credits Enrolled

9,847

2026

Adult

4,254

Secondary

5,593

FTE

335

2026

322

2025

3.90%

Growth



Certificates YTD By Program

353

2025

324

2024

9%

Growth

Category

Certifi...
Seeker

Secon...

Campus

DCJ

DJC

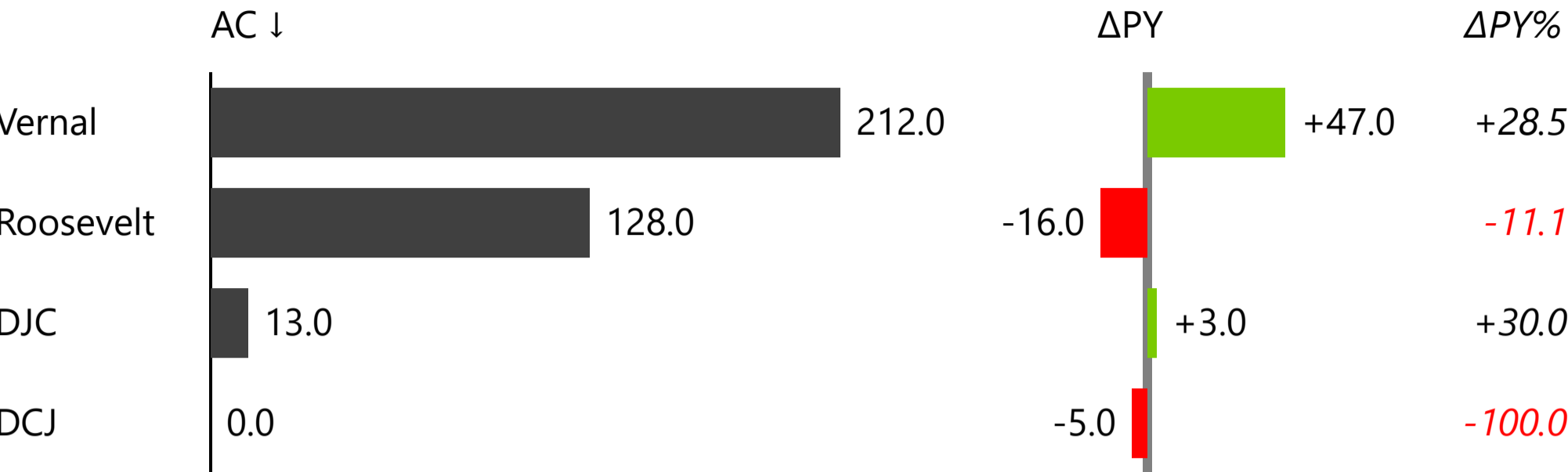
Roose...

Vernal

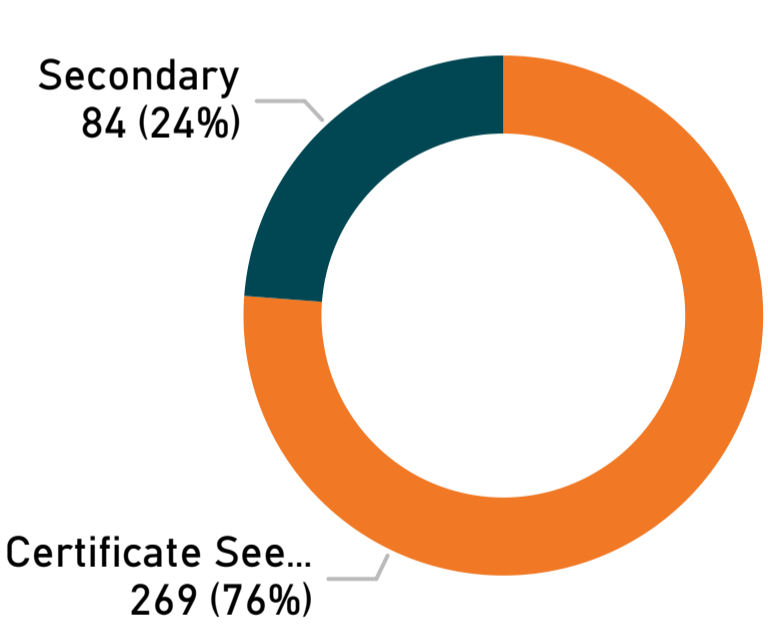
CT_2025 and CT_2024 by Prom Name

	AC ↓	ΔPY	ΔPY%
Nurse Assistant	80.0	+34.0	+73.9
CDL Class A	62.0	-2.0	-3.1
Welding Basic	21.0	-3.0	-12.5
Oil and Gas Operator Repres...	20.0	+5.0	+33.3
Well Control Supervisor	19.0	-5.0	-20.8
IT Support Technician	16.0		0.0
Construction Technology	14.0	+4.0	+40.0
Carpentry Fundamentals	12.0	-6.0	-33.3
Electrical Technician	12.0	+4.0	+50.0
High Voltage	12.0	+12.0	
Practical Nursing	12.0	+6.0	+100.0
CDL Class B*	9.0	+6.0	+200.0
Network And Cybersecurity	9.0	+9.0	
Tire and Lube Technician	9.0	-3.0	-25.0
Welding Advanced	8.0	+3.0	+60.0
Welding Intermediate	8.0	-5.0	-38.5
Information Technology	5.0	+2.0	+66.7
Tower Technician	5.0	+4.0	+400.0
Automotive Maintenance & ...	3.0	-2.0	-40.0
Automotive Technology	3.0	+3.0	
Medical Assistant	3.0	+3.0	
Preventative Maintenance Te...	3.0	-1.0	-25.0
Diesel 1	2.0	+2.0	
Diesel 2	2.0	+2.0	
Line Cook	2.0	-1.0	-33.3
Surgical Technician	1.0	-3.0	-75.0
Welding Technology	1.0	+1.0	
Administrative Assistant	0.0	-2.0	-100.0
Advanced Energy Transportat...	0.0	-3.0	-100.0
Civil Drafting Technician**	0.0	-1.0	-100.0
Network Technician	0.0	-11.0	-100.0
Office and Financial Technician	0.0	-12.0	-100.0

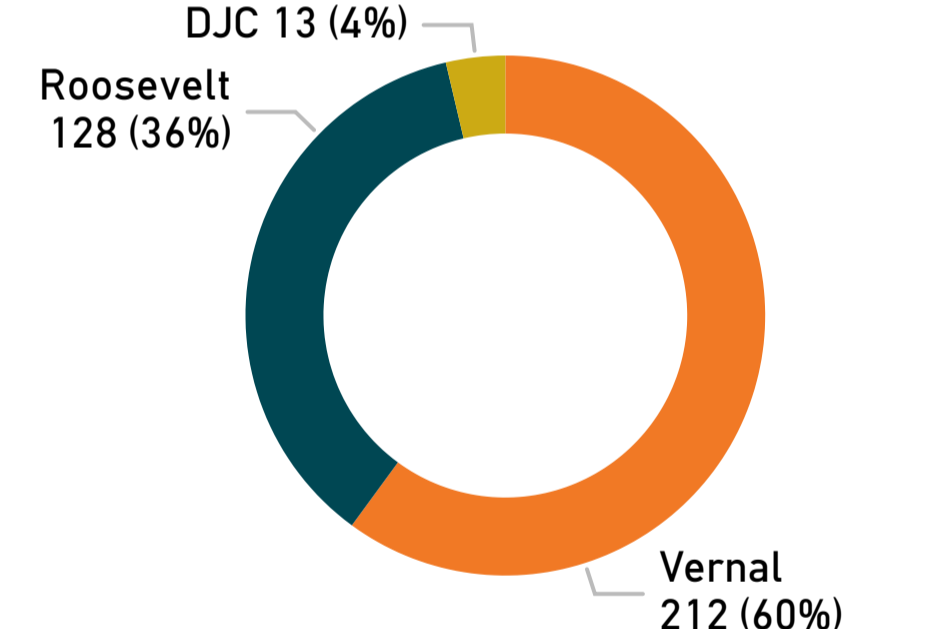
2026 and 2025 by Campus



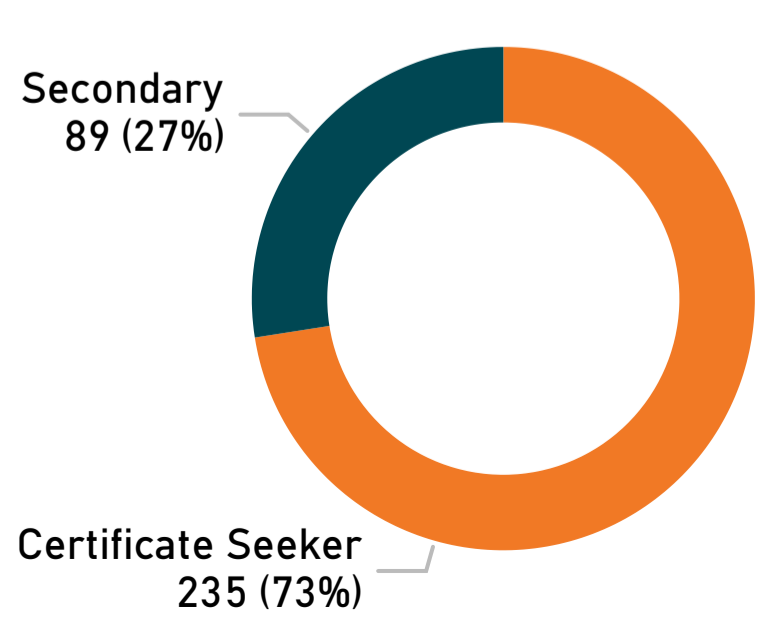
2026 by Category



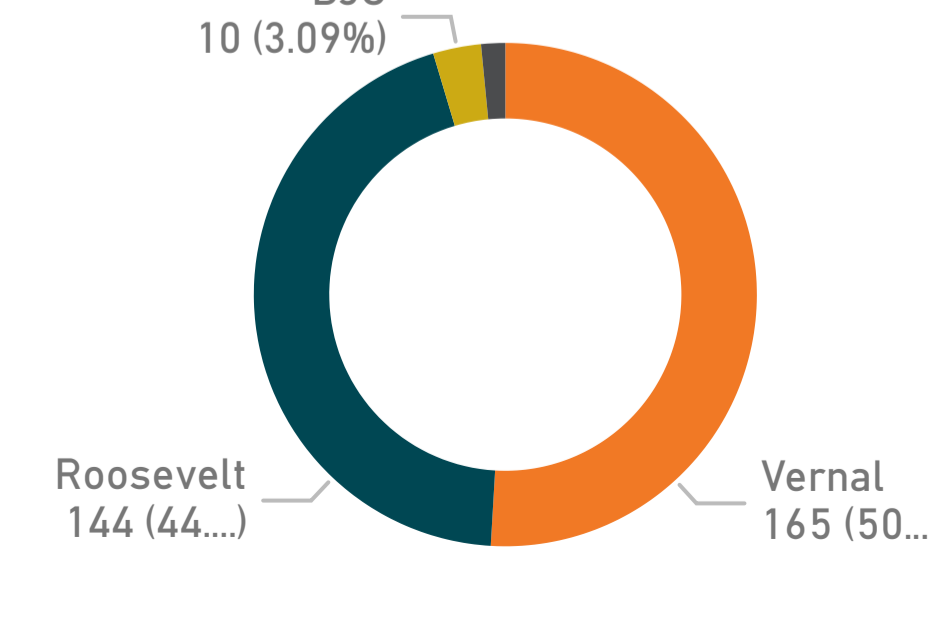
2026 by Campus



2025 by Category



2025 by Campus





Category

Adult

Secon...

Prom Name

Admin...
Assist...

Advan...
Energ...

Autom...
Maint...

Autom...
Techn...

Busine...

Busine...
Classe...

Unduplicated Headcount

3,424

2026

3,109

2025

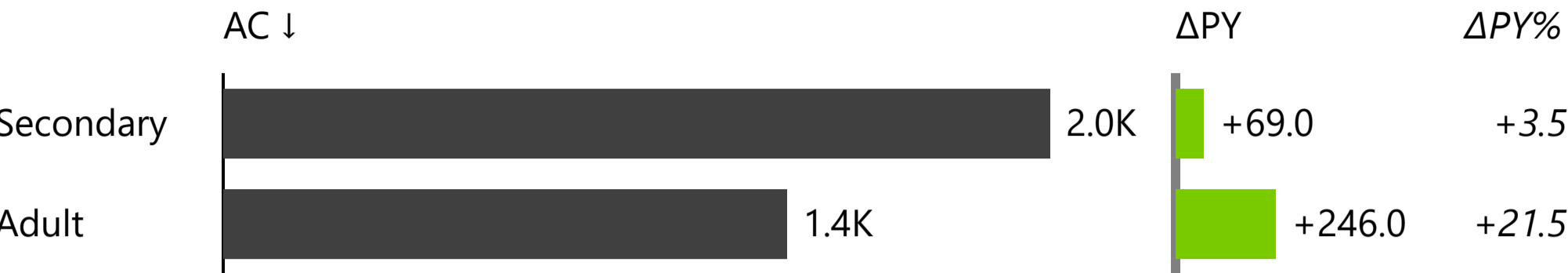
10%

Growth

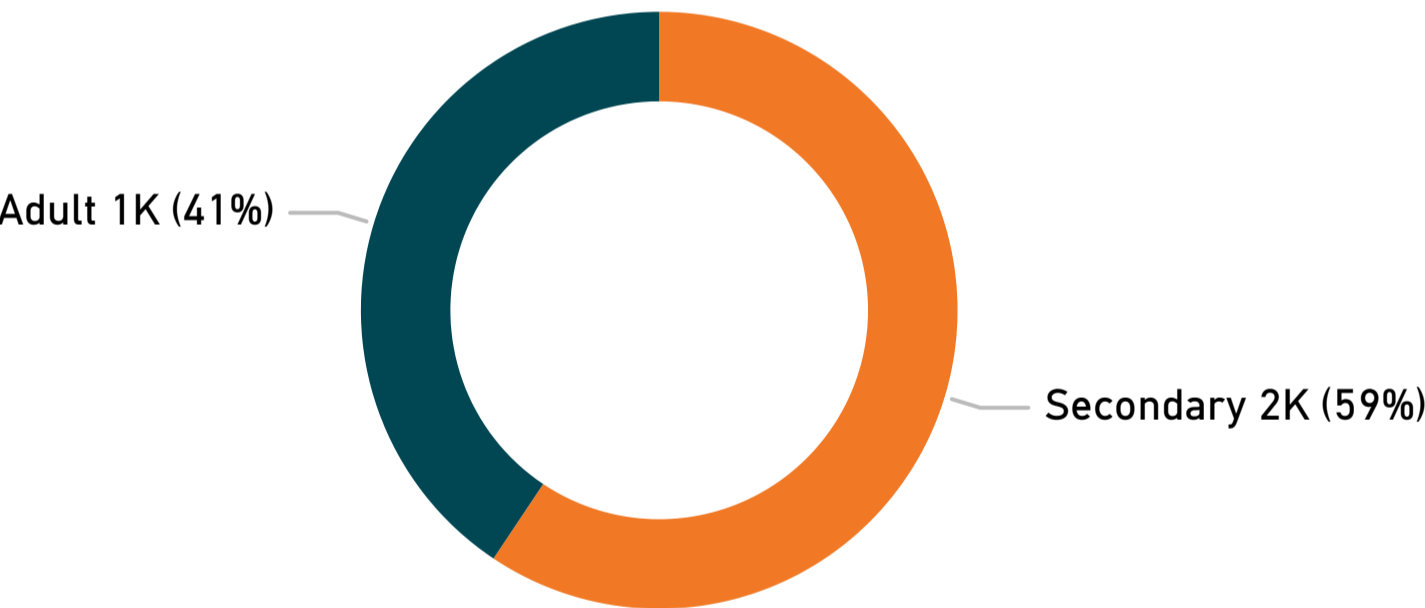
UD_2025 and UD_2024 by Prom Name

	AC ↓	ΔPY	ΔPY%
Occupational Upgrade (Ener...	530.0	+166.0	+45.6
Welding Basic	502.0	+34.0	+7.3
Medical Classes	321.0	+23.0	+7.7
Nurse Assistant	273.0	+66.0	+31.9
Tire and Lube Technician	224.0	+9.0	+4.2
Carpentry Fundamentals	190.0	+40.0	+26.7
Cabinetry	183.0	-7.0	-3.7
IT Support Technician	175.0	+12.0	+7.4
Preventative Maintenance Te...	141.0	+24.0	+20.5
Electrical Technician	122.0	+30.0	+32.6
Commercial Drivers License -...	79.0	+12.0	+17.9
Line Cook	72.0	-24.0	-25.0
Electrical Apprentice	63.0	-5.0	-7.4
CDL Short Term Training	56.0	+1.0	+1.8
Welding Technology	51.0	+51.0	
Substitute Teacher Training	42.0	-19.0	-31.1
Information Technology	38.0	+17.0	+81.0
Construction Technology	28.0	+10.0	+55.6
Practical Nursing	27.0	-4.0	-12.9
Automotive Maintenance & ...	25.0	-1.0	-3.8
DJC Construction Technology	25.0	+1.0	+4.2
Automotive Technology	24.0	+4.0	+20.0
Welding Advanced	24.0	+1.0	+4.3
Oil and Gas Operator Repres...	22.0	+7.0	+46.7
Pharmacy Technician	20.0	-2.0	-9.1
Culinary Arts	19.0	+6.0	+46.2
Network and Cybersecurity	19.0	+12.0	+171.4
Well Control Supervisor	19.0	-5.0	-20.8
Medical Assistant	18.0	+7.0	+63.6
Farm and Ranch	16.0	-17.0	-51.5
High Voltage	16.0	+16.0	
Diesel I	15.0	-2.0	-11.8

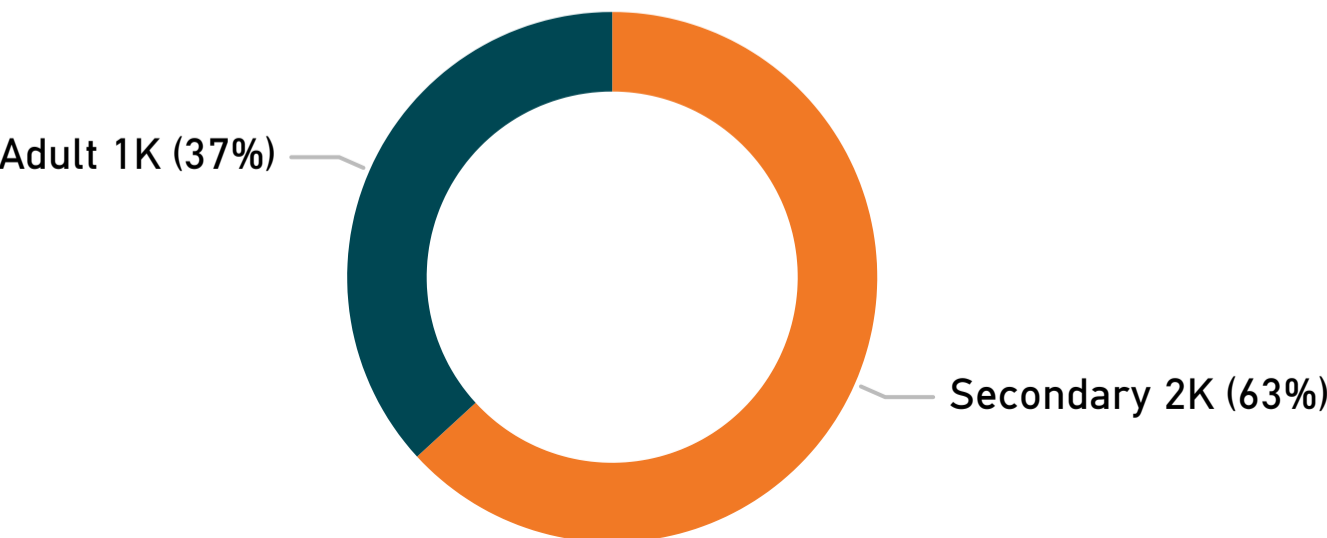
2026 and 2025 by Category



2026 by Category



2025 by Category





Credits Enrolled

Category

Adult

Secon...

Campus

DCJ

Roose...

Vernal

9,847

2026

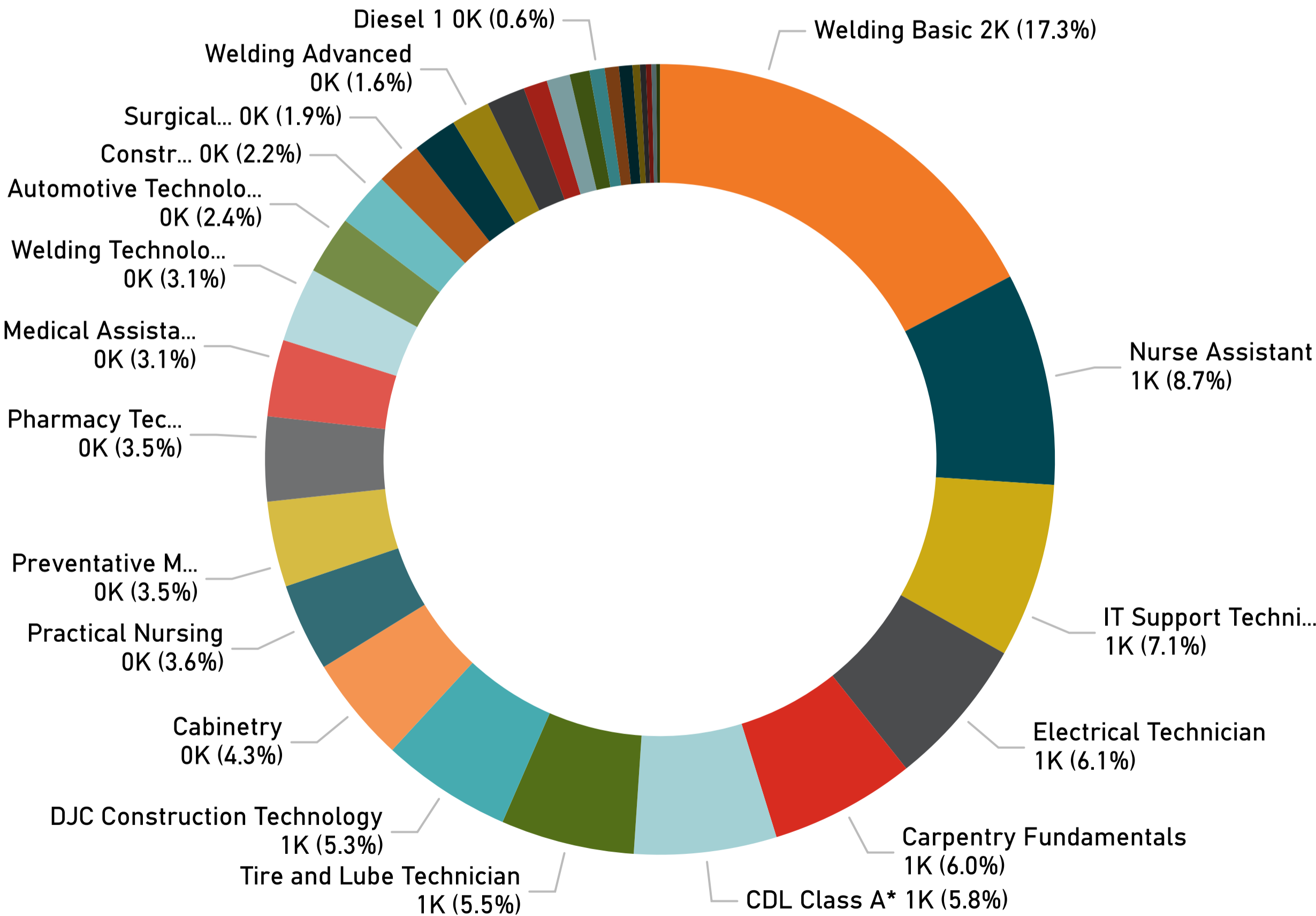
Adult

4,254

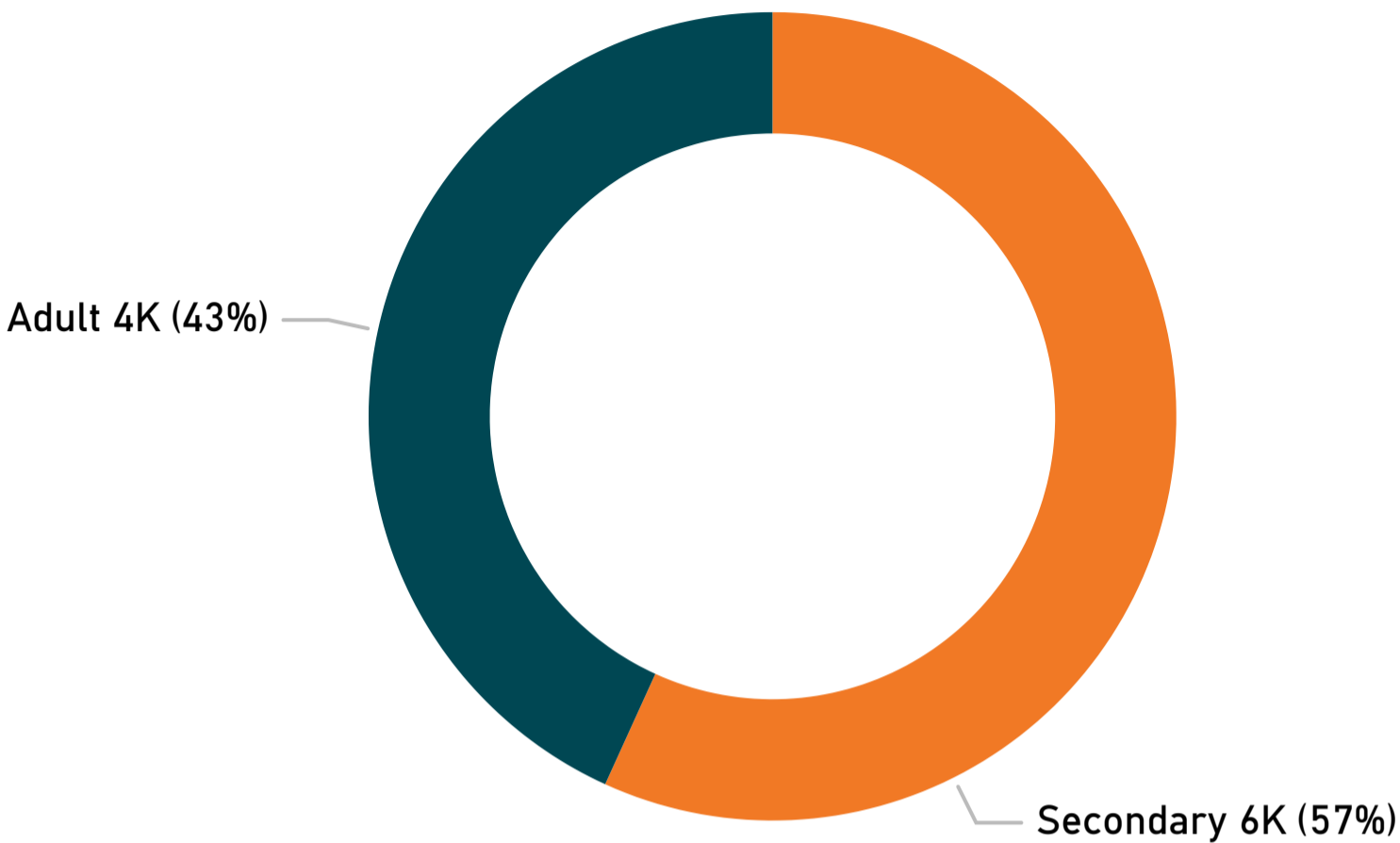
Secondary

5,593

CD_2025 by Prom Name



2026 by Category



2026 by Campus

